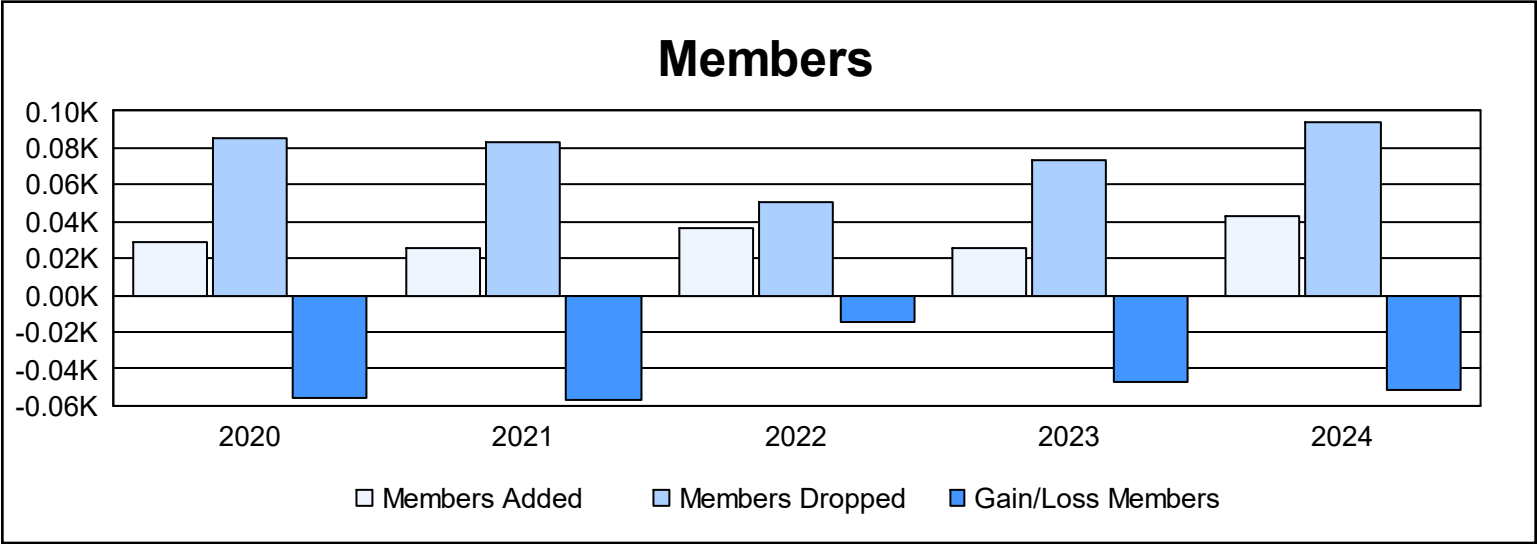
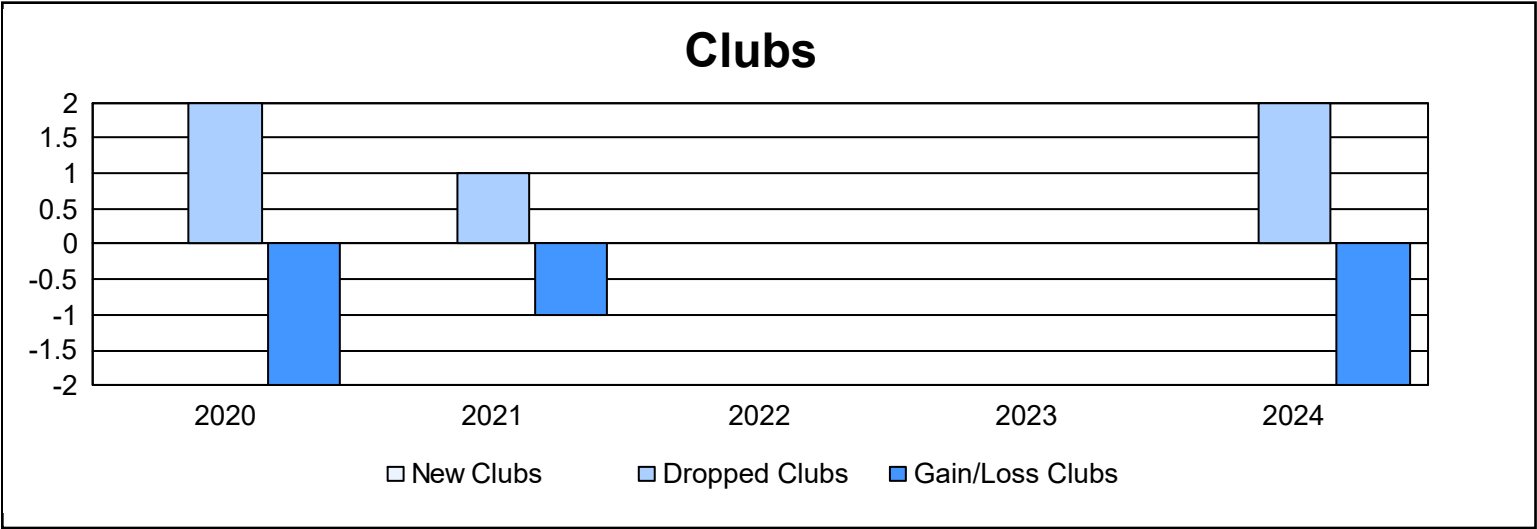
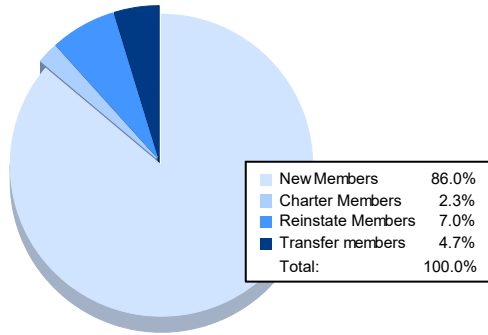


Year	New Clubs	Dropped Clubs	Gain/ Loss Clubs	New Members	Charter Members	Reinstate Members	Transfer Members	Total Member Added	Total Members Dropped	Gain/ Loss Members
2019-2020	0	2	-2	26	0	1	2	29	85	-56
2020-2021	0	1	-1	22	0	3	1	26	83	-57
2021-2022	0	0	0	34	1	0	1	36	51	-15
2022-2023	0	0	0	25	1	0	0	26	73	-47
2023-2024	0	2	-2	37	1	3	2	43	94	-51
Average	0	1	-1	29	1	1	1	32	77	-45



### Membership Composition June 2024 Cumulative



### Gender Composition June 2024 Cumulative

